

 Hitech Intelligent



**PERFORMANCE
IN EVERY **DETAIL****

Firefighting (Emergency) Series Robots
Products Manual 

Anhui Hitech Intelligent Equipment Co., Ltd.



CATALOGUE

Company Introduction	4
Application Scenarios	6
Demolition Robot	10
Four-wheel Drive All-terrain Fire Fighting Robot	20
Four-wheel Drive Demolition Fire Fighting Robot	22
Fire Fighting Robot	24
Forest Firebreak Mulcher	26
Flood Drainage Robot	28
Fire Fighting and Smoke Exhausting Robot	32
Two-wheel Drive Smoke Exhausting Robot	34
Vehicle-mounted Forklift	36
After-sales Service	40

More about Hitech 

ABOUT



Anhui Hitech Intelligent Equipment Co., Ltd. is a national high-tech enterprise specializing in the R&D, production, and sales of engineering robots and their key components. It is a large-scale industrial enterprise in Chuzhou City, a high growth small and medium-sized enterprise in Anhui Province, a provincial-level "specialized, refined, special, and new" enterprise, and an AAA level enterprise that "abides by contracts and values credit" in Anhui Province. It is listed on the "Talent Enterprise Special Board" of Anhui Province (Stock Code: 670013). There is a "Anhui Industrial Design Center" and a "Anhui Key Laboratory of Special Heavy Duty Robots" R&D platform in the company. We have a high-level talent team led by a group of renowned scholars such as professors and researchers, with a focus on customer interests, committed to helping customers become winners in their industries. It has established a R&D center in Jiangbei New District, Nanjing, a manufacturing and assembly base in Chuzhou Higher Education Science and Technology Innovation City, and invested in the establishment of a robot application service company in Qiantang New District, Hangzhou, forming a "research, production, and use" Pattern.

The company is committed to the research and industrialization of special robots in high-risk environments and special working conditions. It has formed a series of products and overall solutions in two directions: intelligent demolition and fire emergency. The products mainly include demolition robots, rockbreaker boom system, soil drilling rig, firefighting robots, mulcher robots, and drainage robots. The products are widely used in industrial fields such as metal processing, mining, cement, construction, environmental protection, tunnels, as well as special fields such as fire protection, nuclear industry, emergency rescue, and military. At present, our main clients include well-known domestic and foreign enterprises such as Thyssenkrupp, SINOMA, CGN, and Zijin Mining. And we have exported to multiple countries, forming a good application demonstration and cooperation situation. The company is valued at over 100 million CNY and has received angel round investments from Anhui Provincial High tech Investment, Chuzhou City Urban Investment, and venture capital funds. The equity structure is reasonable and the management is standardized.

Operational Pattern



Product trial factory in Chuzhou



R&D and sales center in Nanjing



Construction service center in Hangzhou

固本持恒
创新创业



Corporate Mission — Break and Build, Pioneering Intelligent Demolition Equipment and Solutions.

Corporate Vision — To Become China's Benchmark and Civilizational Standard in the New Era of Intelligent Demolition Safety.

Business Philosophy — Break Barriers, Set Standards, Craft with Precision, Ensure Safety.


Corporate Spirit — Life First, Ultimate Reliability, Daring Innovation, Ecological Prosperity.

Qualifications Honors




Application Scenarios

- Demolition Robot
- Four-wheel Drive All-terrain Fire Fighting Robot
- Four-wheel Drive Demolition Fire Fighting Robot
- Fire Fighting Robot



Application Scenarios

- Forest Firebreak Mulcher
- Fire Fighting and Smoke Exhausting Robot
- Flood Drainage Robot
- Vehicle-mounted Forklift



Firefighting (Emergency) Robot



RXR-JM120D-AHHC Demolition Robot

It is the smallest diesel-driven demolition robot in China. Equipped with a fire water cannon, a bulldozer blade, quick coupler, video system, and a variety of attachments. It integrates the functions of fire fighting and demolition. Its compact design and mobility enable it to be applied in many confined spaces. It can pass through ordinary doorways and enter narrow passages. It has a large load-bearing capacity and strong obstacle-crossing ability, and can climb stairs or 30° slopes. It is flexible and maneuverable, remotely controlled, features multi-sensor fusion, which can realize the separation of humans and the machine, and is safe and efficient.

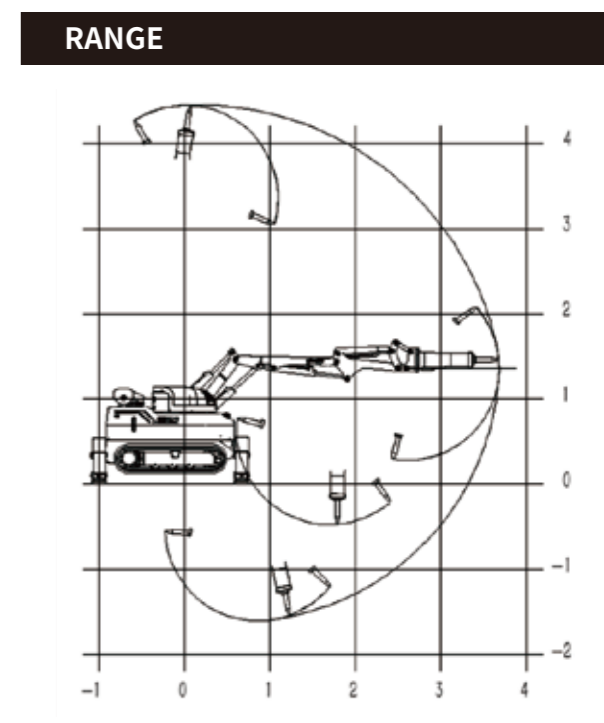
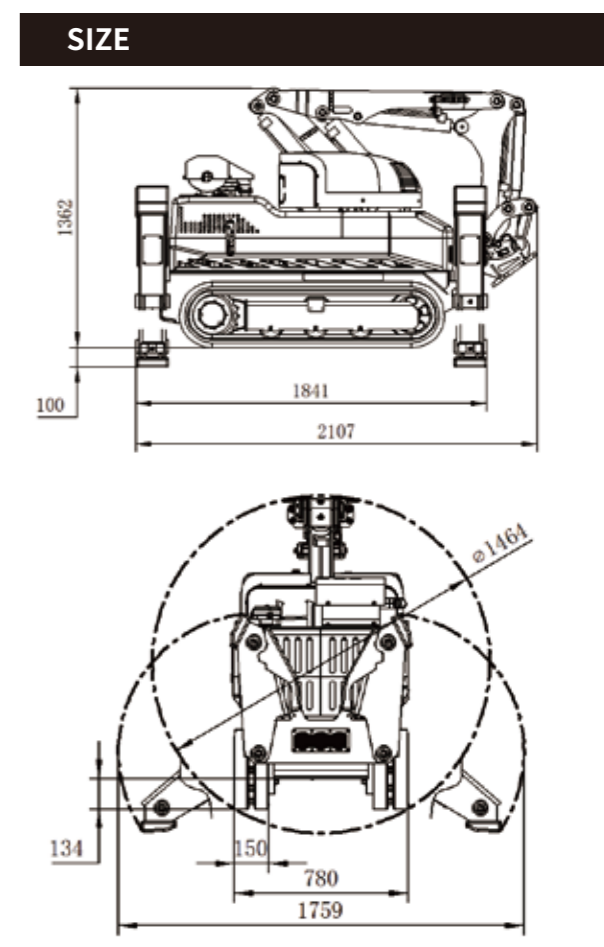
Widely applied in:

- Demolition and renovation of industrial buildings
- Anti-terrorism and bomb disposal
- Decommissioning of nuclear facilities and military facilities
- Fire emergency and rescue operations
- Disposal of hazardous chemicals and radioactive sources



PARAMETER	
Slewing speed	10s/360°
Max. driving speed	2.2/4.0km/h(slow/fast)
Max. climbing angle	30°
Hydraulic oil tank capacity	40L
Pump type	Load-sensitive axial piston variable displacement pump
System working pressure	21MPa
Pump output flow rate	0-50L/min
Power	18.7kW
Water cannon flow rate	80L/s
Starting device	Direct starting
Control type	Remote video control
Signal	Digital/Video
Control mode	Wireless
Control range	≥1000m(can be customized)
Machine weight	1200kg
Recommended attachment weight	160kg

OPTION	
Buckets, hydraulic shears and other working attachments	
Rubber tracks/Steel tracks	
Quick coupler/Automatic conduction/Hydraulic wrist	
Forced ventilation cooling	
Special protection for oil cylinders	
Water spraying and air blowing function of hydraulic hammer	
Spare oil circuit (Additional hydraulic function)	
Crawler rubber block/other tools	
High-temperature rubber hoses/Nuclear protection	
Automatic conduction and quick change of hydraulic oil circuit/Hydraulic wrist	
Remote video system, sensors	
Fire water cannon, supercharger and bulldozer blade	



RXR-JM160D-AHHC Demolition Robot

Driven by diesel power and operated via remote video remote control, the robot is equipped with a humanoid three-section arm working mechanism and a quick-change system. It can be quickly equipped with hydraulic hammers, hydraulic shears, hydraulic saws, grab buckets, etc., and can complete demolition, shearing, grasping, handling and other tasks within a large working radius. It is suitable for dangerous places such as toxic, hazardous chemical, explosive, easily collapsible, and nuclear-contaminated areas. At the same time, the robot is equipped with an 80 L/s large-flow fire water cannon, has strong hose towing ability, and performs well in quickly extinguishing large-scale fires.

Product features:

- HD wireless image transmission system, realizing real-time video monitoring and controllable of status parameters
- Equipped with a bulldozer blade for rapid obstacle clearance, a large-flow water cannon for remote fire extinguishing
- Quickly change different working attachments to achieve multi-functional operations, with strong practicality and pertinence
- Compact structure, small size, strong demolition ability, and can work efficiently in narrow spaces
- Ergonomic design of a large-handle remote controller, separating humans from the machine, ensuring safety and efficiency



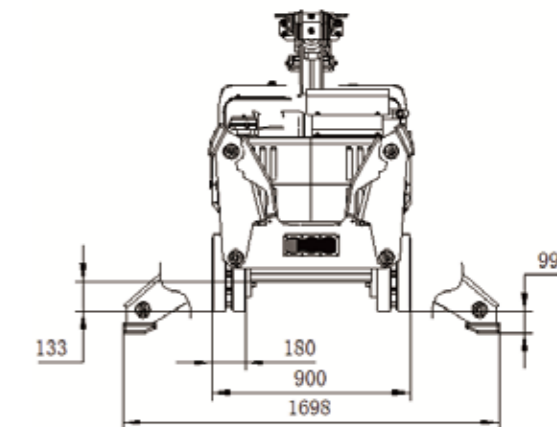
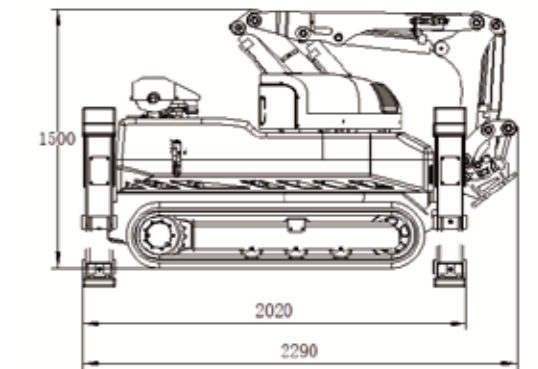
PARAMETER

Slewing speed	12s/360°
Max. driving speed	2.0/4.0km/h(slow/fast)
Max. climbing angle	30°
Hydraulic oil tank capacity	50L
Pump type	Load-sensitive axial piston variable displacement pump
System working pressure	23MPa
Pump output flow rate	0-60L/min
Power	32.3kW
Water cannon flow rate	80L/s
Starting device	Direct starting
Control type	Remote video control
Signal	Digital/Video
Control mode	Wireless
Control range	≥1000m(can be customized)
Machine weight	1600kg
Recommended attachment weight	160kg

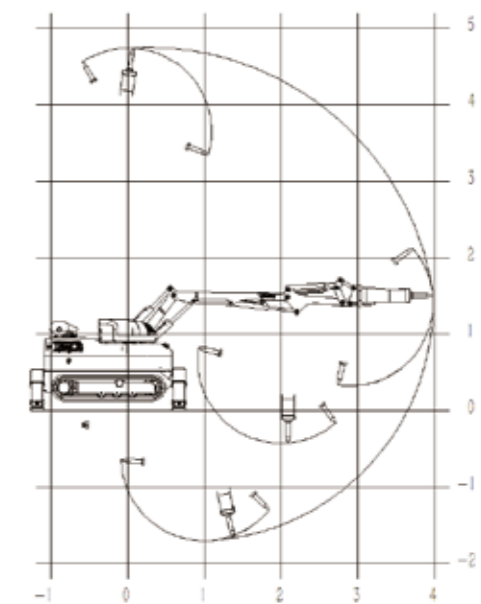
OPTION

Buckets, hydraulic shears and other working attachments
Rubber tracks/Steel tracks
Quick coupler/Automatic conduction/Hydraulic wrist
Forced ventilation cooling
Special protection for oil cylinders
Water spraying and air blowing function of hydraulic hammer
Spare oil circuit (Additional hydraulic function)
Crawler rubber block/other tools
High-temperature rubber hoses/Nuclear protection
Automatic conduction and quick change of hydraulic oil circuit/Hydraulic wrist
Remote video system, sensors
Fire water cannon, supercharger and bulldozer blade

SIZE



RANGE



RXR-JM200D-AHHC Demolition Robot

Driven by diesel power and operated via remote video remote control, the robot is equipped with a humanoid three-section arm working mechanism and a quick-change system. It can be quickly equipped with hydraulic hammers, hydraulic shears, hydraulic saws, grab buckets, etc., and can complete demolition, shearing, grasping, handling and other tasks within a large working radius. It is suitable for dangerous places such as toxic, hazardous chemical, explosive, easily collapsible, and nuclear-contaminated areas. At the same time, the robot is equipped with an 80 L/s large-flow fire water cannon, has strong hose towing ability, and performs well in quickly extinguishing large-scale fires.

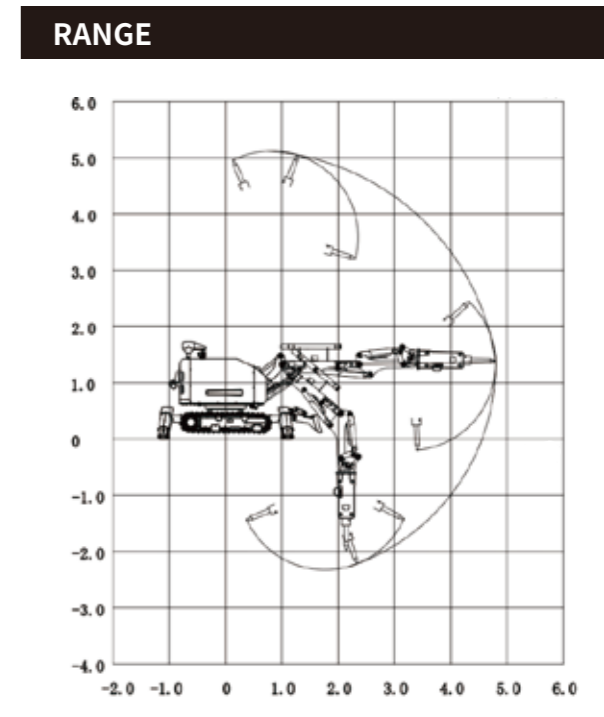
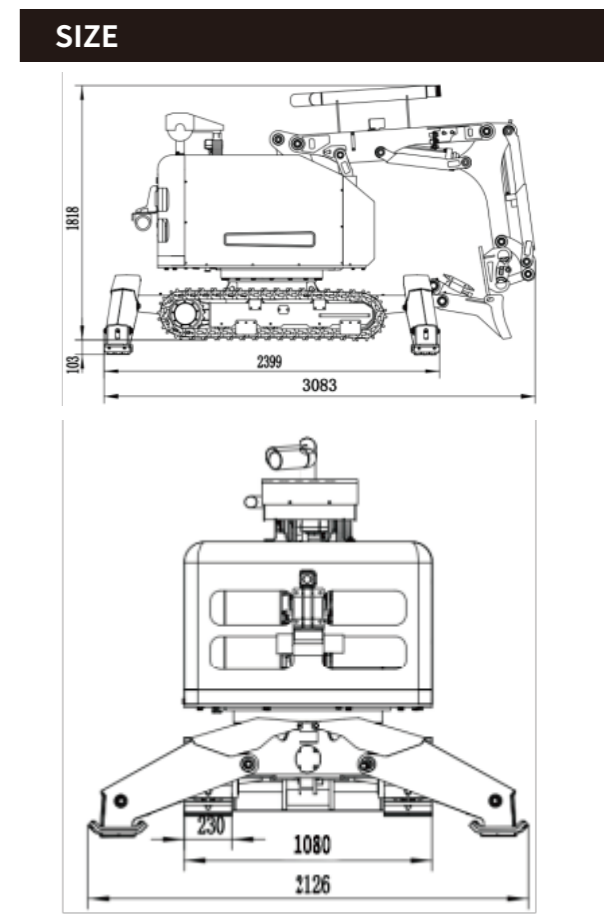
Product features:

- HD wireless image transmission system, realizing real-time video monitoring and controllable of status parameters
- Equipped with a bulldozer blade for rapid obstacle clearance, a large-flow water cannon for remote fire extinguishing
- Quickly change different working attachments to achieve multi-functional operations, with strong practicality and pertinence
- Compact structure, small size, strong demolition ability, and can work efficiently in narrow spaces
- Ergonomic design of a large-handle remote controller, separating humans from the machine, ensuring safety and efficiency



PARAMETER	
Slewing speed	12s/360°
Max. driving speed	2.0/4.0km/h(slow/fast)
Max. climbing angle	30°
Hydraulic oil tank capacity	79L
Pump type	Load-sensitive axial piston variable displacement pump
System working pressure	23MPa
Pump output flow rate	0-70L/min
Power	35.3kW
Water cannon flow rate	80L/s
Starting device	Direct starting
Control type	Remote video control
Signal	Digital/Video
Control mode	Wireless
Control range	≥1000m(can be customized)
Machine weight	2250kg
Recommended attachment weight	350kg

OPTION	
Buckets, hydraulic shears and other working attachments	
Rubber tracks/Steel tracks	
Quick coupler/Automatic conduction/Hydraulic wrist	
Forced ventilation cooling	
Special protection for oil cylinders	
Water spraying and air blowing function of hydraulic hammer	
Spare oil circuit (Additional hydraulic function)	
Crawler rubber block/other tools	
High-temperature rubber hoses/Nuclear protection	
Automatic conduction and quick change of hydraulic oil circuit/Hydraulic wrist	
Remote video system, sensors	
Fire water cannon, supercharger and bulldozer blade	




RXR-JM330D-AHHC Demolition Robot

Driven by diesel power and operated via remote video remote control, the robot is equipped with a humanoid three-section arm working mechanism and a quick-change system. It can be quickly equipped with hydraulic hammers, hydraulic shears, hydraulic saws, grab buckets, etc., and can complete demolition, shearing, grasping, handling and other tasks within a large working radius. It is suitable for dangerous places such as toxic, hazardous chemical, explosive, easily collapsible, and nuclear-contaminated areas. At the same time, the robot is equipped with an 80 L/s large-flow fire water cannon, has strong hose towing ability, and performs well in quickly extinguishing large-scale fires.

Product features:

- HD wireless image transmission system, realizing real-time video monitoring and controllable of status parameters
- Equipped with a bulldozer blade for rapid obstacle clearance, a large-flow water cannon for remote fire extinguishing
- Quickly change different working attachments to achieve multi-functional operations, with strong practicality and pertinence
- Compact structure, small size, strong demolition ability, and can work efficiently in narrow spaces
- Ergonomic design of a large-handle remote controller, separating humans from the machine, ensuring safety and efficiency



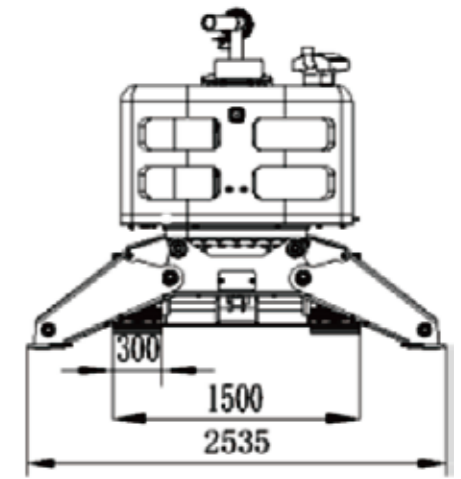
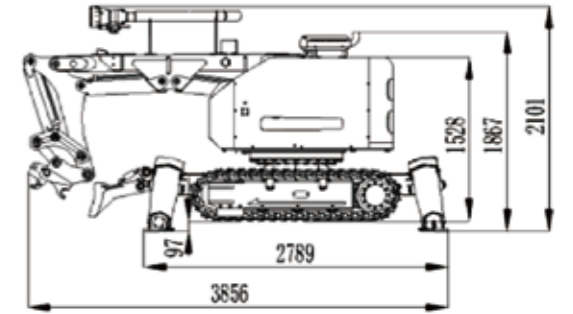
PARAMETER

Slewing speed	16s/360°
Max. driving speed	1.8/3.6km/h(slow/fast)
Max. climbing angle	30°
Hydraulic oil tank capacity	121L
Pump type	Load-sensitive axial piston variable displacement pump
System working pressure	23MPa
Pump output flow rate	0-94L/min
Power	44.4kW
Water cannon flow rate	80L/s
Starting device	Direct starting
Control type	Remote video control
Signal	Digital/Video
Control mode	Wireless
Control range	≥1000m(can be customized)
Machine weight	4460kg
Recommended attachment weight	500kg

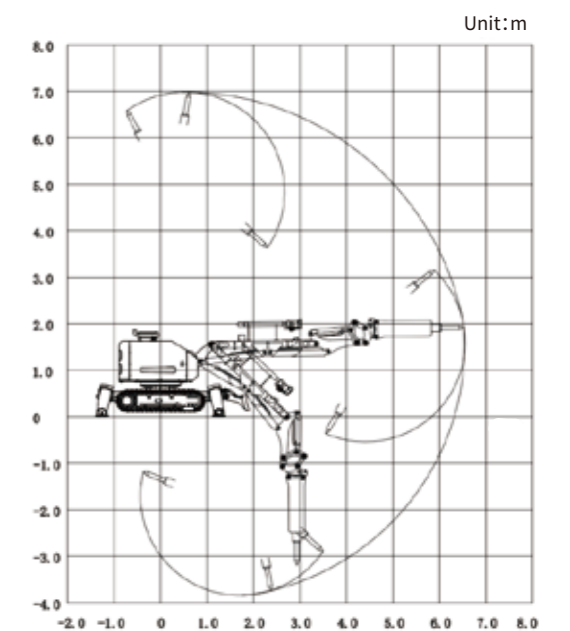
OPTION

Buckets, hydraulic shears and other working attachments
Rubber tracks/Steel tracks
Quick coupler/Automatic conduction/Hydraulic wrist
Forced ventilation cooling
Special protection for oil cylinders
Water spraying and air blowing function of hydraulic hammer
Spare oil circuit (Additional hydraulic function)
Crawler rubber block/other tools
High-temperature rubber hoses/Nuclear protection
Automatic conduction and quick change of hydraulic oil circuit/Hydraulic wrist
Remote video system, sensors
Fire water cannon, supercharger and bulldozer blade

SIZE



RANGE



RXR-JM500D-AHHC Demolition Robot

Driven by diesel power and operated via remote video remote control, the robot is equipped with a humanoid three-section arm working mechanism and a quick-change system. It can be quickly equipped with hydraulic hammers, hydraulic shears, hydraulic saws, grab buckets, etc., and can complete demolition, shearing, grasping, handling and other tasks within a large working radius. It is suitable for dangerous places such as toxic, hazardous chemical, explosive, easily collapsible, and nuclear-contaminated areas. At the same time, the robot is equipped with an 80 L/s large-flow fire water cannon, has strong hose towing ability, and performs well in quickly extinguishing large-scale fires.

Product features:

- HD wireless image transmission system, realizing real-time video monitoring and controllable of status parameters
- Equipped with a bulldozer blade for rapid obstacle clearance, a large-flow water cannon for remote fire extinguishing
- Quickly change different working attachments to achieve multi-functional operations, with strong practicality and pertinence
- Compact structure, small size, strong demolition ability, and can work efficiently in narrow spaces
- Ergonomic design of a large-handle remote controller, separating humans from the machine, ensuring safety and efficiency



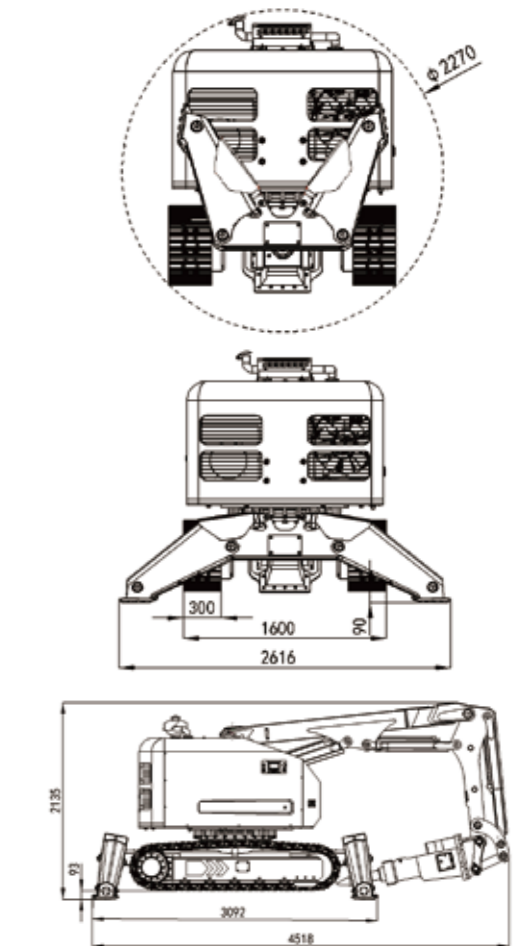
PARAMETER

Slewing speed	16/360°
Max. driving speed	2.2/4.2km/h(slow/fast)
Max. climbing angle	30°
Hydraulic oil tank capacity	154L
Pump type	Load-sensitive axial piston variable displacement pump
System working pressure	19MPa/25MPa
Pump output flow rate	0-140L/min
Power	61kW
Water cannon flow rate	80L/s
Starting device	Direct starting
Control type	Remote video control
Signal	Digital/Video
Control mode	Wireless
Control range	≥1000m(can be customized)
Machine weight	5500kg
Recommended attachment weight	700kg

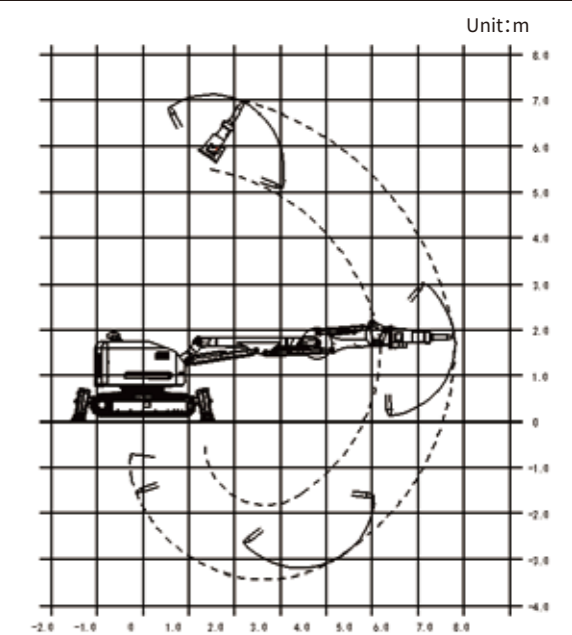
OPTION

Buckets, hydraulic shears and other working attachments
Rubber tracks/Steel tracks
Quick coupler/Automatic conduction/Hydraulic wrist
Forced ventilation cooling
Special protection for oil cylinders
Water spraying and air blowing function of hydraulic hammer
Spare oil circuit (Additional hydraulic function)
Crawler rubber block/other tools
High-temperature rubber hoses/Nuclear protection
Automatic conduction and quick change of hydraulic oil circuit/Hydraulic wrist
Remote video system, sensors
Fire water cannon, supercharger and bulldozer blade

SIZE



RANGE



RXR-M150GD-AHHC

Four-Wheel Drive All-Terrain Fire Fighting Robot

It's diesel engine and the hydraulic transmission system is used to drive four groups of track mechanisms to walk. The articulated suspension design has excellent climbing, obstacle crossing, and high-speed shock absorption performance. It is used to fight fire scenes with complex terrain, underground facilities and freight yards that cannot be approached by personnel and conventional fire fighting robots, and attack and cover dangerous fire targets. This product has functions such as remote control and panoramic display, as well as ultra-high off-road and all-terrain performance characteristics, which is of great significance for improving rescue safety and reducing casualties.

Widely applied in:

- Fires in subway stations and tunnels
- Fires in underground facilities and large freight yards
- Fires in large logistics warehouses
- Fires in petrochemical oil depots and refineries
- Fires in industrial plants and civil buildings
- Firefighting in situations where large fire trucks and personnel are difficult to approach



CHASSIS PARAMETERS

Machine weight	2000kg
Overall dimensions (L*W*H)	2320*1600*1440mm
Driving speed	0-10.8km/h
Diesel fuel tank capacity	40L
Climbing ability	42°
Side tilt stability angle	30°
Ground clearance	250mm
Obstacle crossing height	≥500mm
Video transmission distance	≥1000m
Engine power	46.3kW
Self-protection function	Fine water mist self-protection
Continuous working time	≥8h

FIREFIGHTING SYSTEM PARAMETERS

Max. flow rate	150L/s
Range	100m
Spraying mode	Columnar or atomized, continuously adjustable
Depression angle of the water cannon	-25°
Elevation angle of the water cannon	90°
Slewing angle of the water cannon	180°

PASSABILITY

It adopts a four-wheel drive tracked wheeled all-terrain off-road chassis, with ultra-high balance performance when going up and down stairs and excellent off-road performance. The whole machine has a small size and a low center of gravity, can travel on all terrains, is maneuverable and flexible, and can enter narrow areas for fire fighting.

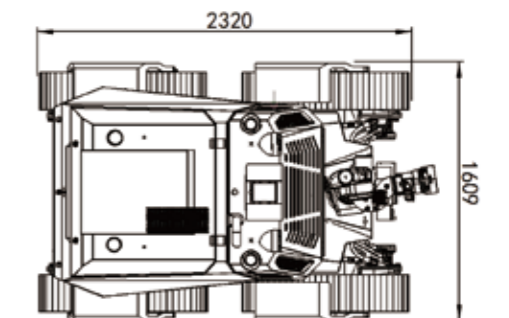
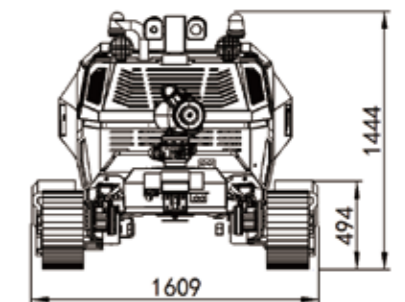
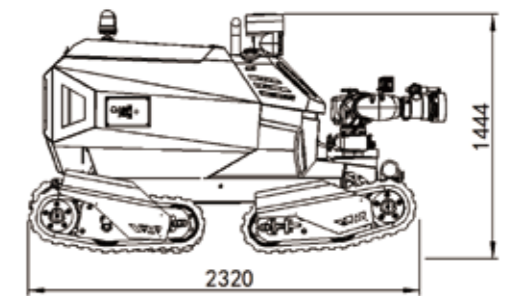
RELIABILITY

All key core components adopt mature International brands, which improves the reliability of the whole machine.

ADAPTABILITY

It has stepless speed change technology with two gears of fast and slow, which can freely switch the traveling mode according to the terrain, and it has the functions of multi-gas detection and remote output.

SIZE



MANIPULATIVE

It adopts the integration of data transmission and image transmission, ergonomic design, large-screen display, and can remotely control all actions of the whole machine. The status parameters are observable, and it has strong anti-electromagnetic interference ability.

EXPANSIVENESS

It is equipped with an ultra-high pressure hydraulic source for the operation of handheld demolition tools.

SAFETY PERFORMANCE

The integrated hydraulic braking device can effectively perform parking braking to prevent the machine from sliding.

RXR-JM300GD-AHHC

Four-wheel Drive Demolition and Fire-fighting Robot

The fire fighting robot integrates four-wheel drive all-terrain fire fighting, smoke exhaust and demolition rescue functions into one, which can achieve all-terrain high-speed access to the job site, quickly realize the needs of demolition rescue and smoke exhaust fire fighting operations, is highly integrated, has multiple capabilities, and is more practical. It is powered by a diesel engine and adopts a four-wheel drive all-terrain chassis. It is flexible, can be turned in place, can climb slopes, and has strong off-road capabilities. It is equipped with a multi-degree-of-freedom rescue arm and a quick-change system, which can dismantle, cut, grab and carry obstacles. The middle of the body is equipped with two water mist fans, water cannons, and foam cannons, which can perform smoke exhaust, water mist cooling, dust reduction, and fire fighting operations at the same time of rescue, greatly improving the operation efficiency and winning the rescue work Precious time, obtained the first set of product certificates in China.

Widely applied in:

- For highway (railway) tunnels, subway stations, underground facilities and freight yards
- Fires in large-span and large-space places, petrochemical oil depots and refineries
- Firefighting in situations where large fire trucks and personnel are difficult to approach
- Investigation and data collection of dangerous fire targets, etc.
- Large-scale toxic gas leakage accidents
- Fires in industrial plants and civil buildings



CHASSIS PARAMETERS

Machine weight	2850kg
Overall dimensions(L* W*H)	2648*1670*2126mm
Driving speed	0-12km/h
Diesel fuel tank capacity	50L
Hydraulic oil tank capacity	50L
Rated working pressure	0.8MPa
Climbing ability	30°
Side tilt stability angle	30°
Ground clearance	200mm
Obstacle crossing height	300mm
Video transmission distance	≥1000m
Traction force	15kN
Engine power	46.3 kW
Max. Horizontal reach	3100mm
Max. Vertical reach	3400mm

FIREFIGHTING SYSTEM PARAMETERS

Range of the water cannon	85m
Max. flow rate of the water cannon	80L/s
Pitch angle of the water cannon fan	0°~40°
Rated air volume of the fan	60000m ³ /h
Water mist flow rate of the fan	8.6L/s
Range of the water mist from the fan	45m

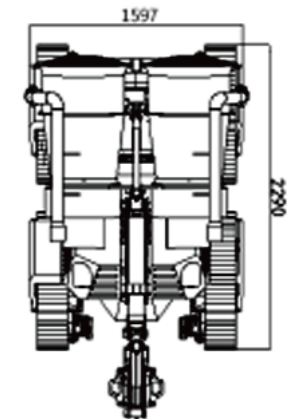
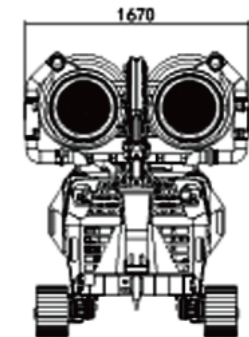
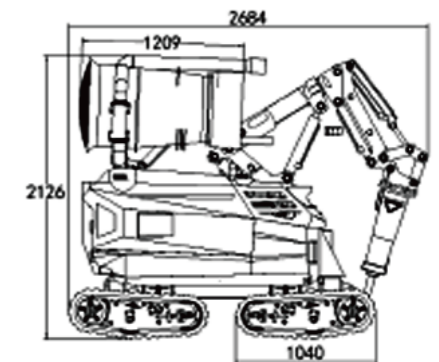
EASY TO OPERATE

The lightweight wireless remote control can remotely control all actions of the machine. It also has the functions of wired remote control of the machine's actions in a strongly interfering environment and emergency manual control.

STRONG RESCUE ABILITY

When the boom encounters obstacles, it can carry out demolition work in time. It can be optionally equipped with functions such as remote video monitoring, remote toxic and harmful gas monitoring, and remote environmental monitoring.

SIZE



TERRAIN ADAPTABILITY

It has strong off-road ability and can adapt to complex terrains. It adopts stepless speed change with two gears of fast and slow, enabling it to travel quickly and also climb slopes and cross obstacles at a low speed. The automatic hydraulic braking device provides stable braking and reliable parking on slopes.

STRONG FIREFIGHTING ABILITY

Equipped with a fine water mist smoke exhaust fan and a fire water cannon, the whole machine has the function of fine water mist forced cooling protection.

RXR-M200D-AHHC Firefighting Robot

It is diesel engine and equipped with an ATV hydraulic tracked chassis, which makes it maneuverable and flexible. It can turn in place, climb slopes, and has strong off-road capabilities. The imported fire cannon with a large flow rate of 150L/s it is equipped with has a long firing range and can effectively meet the needs of fighting large-scale fires. The fire-fighting robot can effectively replace trailer guns and mobile guns. It can remotely control the fire cannon to the required position using its own power, and effectively substitute firefighters to approach the fire source and dangerous areas for reconnaissance, fire fighting and other operations. Operators can carry out fire-fighting operations at a distance outside the fire source, avoiding unnecessary casualties.

Widely applied in:

- Reconnaissance and data collection of dangerous fire targets, reconnaissance, attack and cover of targets, etc.
- Firefighting in situations where large fire trucks and personnel are difficult to approach and rescue and disaster relief in dangerous situations
- For highway (railway) tunnels, subway stations, underground facilities and freight yards
- Fires in large-span and large-space places, petrochemical oil depots and refineries
- Large-scale toxic gas and smoke accidents and dangerous fires
- Fires in industrial plants and civil buildings



PARAMETER

Machine weight	1900kg
Overall dimensions(L*W*H)	2310*1460*1860mm
Driving speed	0-7.2km/h
Diesel fuel tank capacity	60L
Hydraulic oil tank capacity	80L
Rated working pressure	1MPa
Climbing ability	40°
Side tilt stability angle	30°
Ground clearance	200mm
Obstacle crossing height	200mm
Video transmission distance	1000m
Engine power	46.3kW
Traction force	15kN

SYSTEM PARAMETER

Range of the water cannon	110m
Max. flow rate of the water cannon	150L/s
Pitch angle	-30°~90°
Slewing angle of the water cannon	±120°

STRONG POWER

Powered by an imported engine; All-terrain tracked drive. It can connect four high-pressure water hoses and drag them to the designated position.

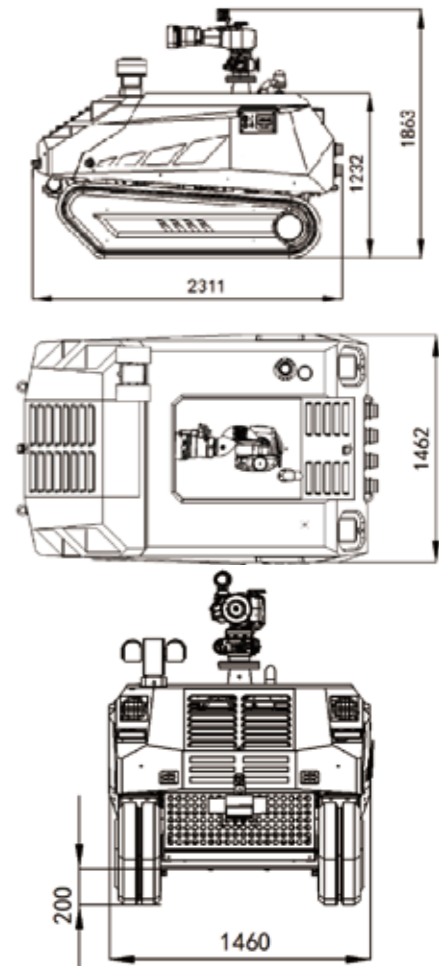
SELF PROTECTION FUNCTION

The robot body is equipped with a fully enclosed automatic water mist spraying protection system. The spraying nozzles form a water mist protection circle, which can effectively prevent the thermal radiation from the surrounding environment from entering and cool down the robot at the same time. It will be automatically turned on during fire fighting operations.

EASY TO OPERATE

The lightweight wireless remote control has a remote control distance of up to 1000 meters and can remotely control all actions of the machine.

SIZE



SMOOTH DRIVING

It adopts stepless speed change with two gears of fast and slow, enabling it to travel quickly and also climb slopes and cross obstacles at a low speed.

STRONG THROUGH ABILITY

It adopts a hydraulic tracked walking chassis, which is maneuverable and flexible. It can turn in place, has strong climbing ability, can cross obstacles, has strong off-road capabilities, and is adaptable to complex terrains.

SMOOTH BRAKING

The automatic hydraulic braking device provides stable braking and reliable parking on slopes.

RXR-JM120D-AHHC Forest Firebreak Mulcher

Driven by diesel engine and a closed hydraulic system, it can realize the opening of fire isolation belts, widening fire passages, assisting in clearing fire sites, opening temporary rescue passages, and opening raw soil isolation belts. It has the functions of professional isolation belts such as shrub crushing, cutting irrigation and weeding, and transporting combustible vegetation, and can achieve fast operation of 5 km/h at the fastest. Through the selection of different functional modules, it can be applied to forest fire prevention and grassland, municipal road snow removal, and engineering rescue and disaster relief. In addition to being used for forest and grassland fire prevention, it can also be equipped with a variety of special equipment according to customer needs, such as milling machines, deicing machines, snow shovels, snow throwers, tree removal machines, trenching machines, garden rakes, pitchforks, graders, bucket mixers and other mature equipment, application fields cover road maintenance, road snow removal, landscaping, municipal engineering, industrial buildings, etc.

Widely applied in:

- Cleaning up combustibles under the forest, opening up forest fire isolation belts and fire prevention ditches
- Removing weeds and opening up grassland fire isolation belts
- Transporting materials in mountainous jungles, replacing manual transportation
- Fire rescue and emergency handling



PARAMETER

Machine weight	1650kg
Overall dimensions(L*W*H)	3150*1360*1200mm
Driving speed	0-10km/h
Diesel fuel tank capacity	40L
Hydraulic oil tank capacity	40L
Remote control distance	≥150m
Climbing ability	45°
Track Extension	Left 200mm Right 200mm
Attachment Side Shift	Left 400mm Right 400mm
Attachment Rotation Speed	3000rpm
Max. diameter of brush cutting	100mm
Turning performance	turn 360° in place
Engine power	35kW
Working time	4h

ATTACHMENT OPTIONS

Stump grinder
Disc mower head
Rotary tiller
Rotary rake
Branch shredder
Snow pusher plate

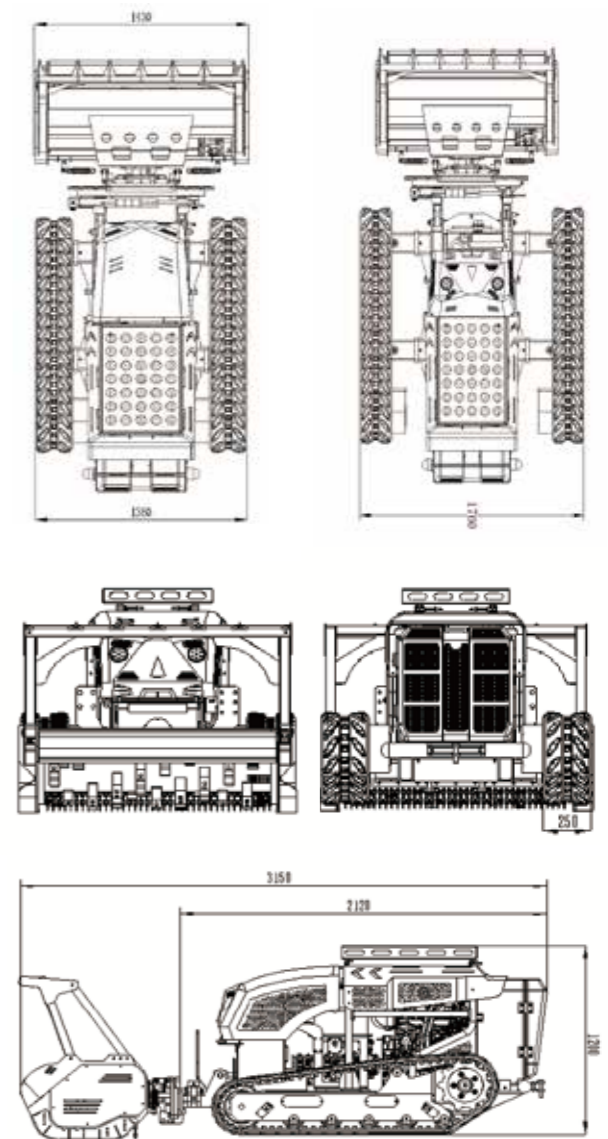
SAFE AND EFFICIENT

Separation of humans and the machine, remote control operation, which improves the safety of operators. Closed hydraulic system, equipped with a reversible fan, generates less heat and enables long-term operation. The max. driving speed is at least 8 km/h, and it is maneuverable and flexible. High-speed and high-torque clearing machine head, with a replaceable alloy cutter head design, ensures high-efficiency operation.

SITE ADAPTABILITY

Due to the special track design, it has excellent all-round grip. It is suitable for working on slopes, with a max. working slope of 55°. It features a compact structure and a low gravity center design.

SIZE



MULTI-FUNCTIONAL OPERATION

It can be equipped with a variety of working heads, enabling one machine to serve multiple functions. It is matched with a quick-change system, allowing for the rapid replacement of different attachments. With the functions of fire fighting, path opening and towing, it can not only open forest fire isolation belts but also conduct fire fighting operations and perform towing and dragging tasks.

SAFE AND COMFORTABLE

It is wireless remote control, and a 1km video system can be optionally installed. The remote control is designed ergonomically, ensuring safe and comfortable operation. The status parameters are observable and controllable, and it has excellent maneuverability.

RXR-Q200L-AHHC Flood Drainage Robot

It can be used for urban emergency rescue, especially for culvert drainage, urban waterlogging, underground garage water accumulation and other complex scenarios; for problems such as large water depth, long water accumulation time, and affecting vehicle traffic in urban waterlogging, as a remote water supply and water extraction module, it does not need a water extraction platform, and can be launched and floated on the water surface by itself; it can also be used as a transportation module to use towing trailers (land) and towing assault boats (water) to walk remotely, which is convenient to operate. The integrated design of the robot does not require external power. It can carry large-diameter water belt rewinding electric vehicles of more than 100 meters, quickly lay water belts, and save manpower and material resources.

Widely applied in:

- Flood drainage, emergency rescue and disaster relief in urban garages
- Flood drainage and emergency rescue in reservoirs and ponds
- Flood drainage and rescue in subway stations
- Flood drainage and rescue in tunnel and culvert terrains
- As a water intake module for remote water supply
- Flood drainage on narrow urban roads



PARAMETER

Machine weight	1080kg
Overall dimensions(L*W*H)	2152*1555*1562mm
Driving speed	0-10km/h
Driving speed in water	0-3km/h
Diesel fuel tank capacity	60L
Hydraulic oil tank capacity	80L
Remote control distance	≥500m
Side tilt stability angle	32°
Climbing angle	30°
Engine power	25kW
Ground clearance	150mm
Max. distance of the drainage belt	500m
Drainage flow rate	200L/s
Lift height	6-12m
Duration on water	5h
Winch traction force	4.8kN

DIVERSE FUNCTIONS

- **Water Supply:** It can supply water to fire trucks and also serve as a water intake module for remote water supply. There is no need for a water intake platform, and it can enter the water on its own. It has a large flow rate and a fast water supply speed.
- **Flood Drainage:** It has a large drainage flow rate, can drain water over a long distance, is easy to operate, and can be quickly deployed in place.
- **Strong Adaptability:** It has low requirements for water quality and can drain sewage containing small solid particles and other impurities.

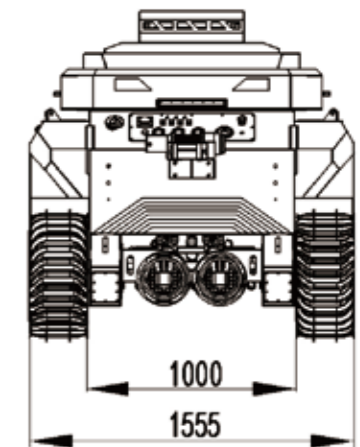
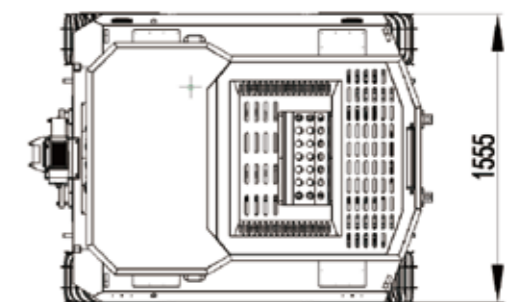
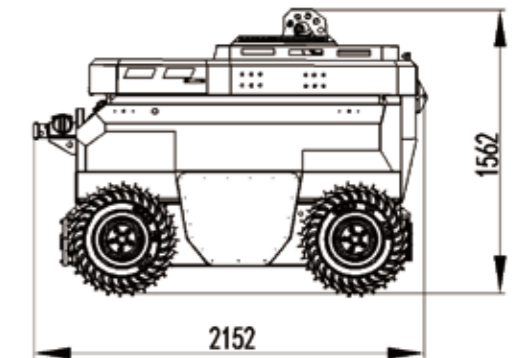
AMPHIBIOUS CHASSIS

It adopts a wheeled chassis, which is hydraulically driven. It is equipped with amphibious vacuum tires and can travel on all terrains. It can achieve independent driving, turn around in place, is maneuverable and flexible, can work both on land and in water, is not restricted by the water depth, and is suitable for driving on all terrains.

REMOTE CONTROL START

It enables remote control with the separation of humans and the machine. The status parameters are observable and controllable, and it is safe and reliable.

SIZE



REMOTE RELAY

It has a long drainage distance and a long continuous working time. If the water supply distance is too long, a water supply and drainage robot can be used to provide additional power in the middle.

HYDRAULIC INTERFACE

It has multiple hydraulic power output interfaces and an ultra-high-pressure hydraulic oil source, and can be externally connected to demolition tools such as hydraulic circular saws.

RXR-Q300L-AHHC Flood Drainage Robot

Driven by diesel engine and hydraulic system, and uses a variety of control methods, such as wireless remote control/wired remote control/vehicle body control. The robot adopts six-wheel walking, which can be quickly installed with tracks to achieve wheel-and-shoe compounding. It can be used for drainage and rescue in urban garages, subway stations, tunnels, culverts, urban narrow roads and other environments. When floods occur in cities, resulting in serious water storage in underground garages, subways, tunnels, etc., the robot (wheel-and-shoe compounding) can realize rapid flood discharge rescue. This product has functions such as drainage, audio & video reconnaissance, water leakage reconnaissance, and environmental reconnaissance in disaster areas. The tracks can be quickly disassembled and assembled to meet different use environments and road conditions.

Widely applied in:

- Flood drainage, emergency rescue and disaster relief in urban garages
- Flood drainage and emergency rescue in reservoirs and ponds
- Flood drainage and rescue in tunnel and culvert terrains
- Flood drainage and rescue in subway stations
- As a water intake module for remote water supply
- Flood drainage on narrow urban roads



PARAMETER

Machine weight	1243kg
Overall dimensions (L*W*H)	2181*1569*1395mm
Driving speed	0-4km/h
Driving speed in water	0-2km/h
Diesel tank capacity	60L
Hydraulic oil tank capacity	60L
Remote control distance	≥500m
Side tilt stability angle	≤25°
Climbing angle	30°
Engine power	58.8kW
Ground clearance	113mm
Max. drainage distance	500m
Drainage flow rate	2*600m³/h
Lift height	10m
Duration on water	≥8h
Winch traction force	6kN

DIVERSE FUNCTIONS

- **Water Supply:** It can supply water to fire trucks and also serve as a water intake module for remote water supply. There is no need for a water intake platform, and it can enter the water on its own. It has a large flow rate and a fast water supply speed.
- **Flood Drainage:** It has a large drainage flow rate, can drain water over a long distance, is easy to operate, and can be quickly deployed in place.
- **Strong Adaptability:** It has low requirements for water quality, can drain sewage and mud, and can pass particles with a diameter of 25 mm.

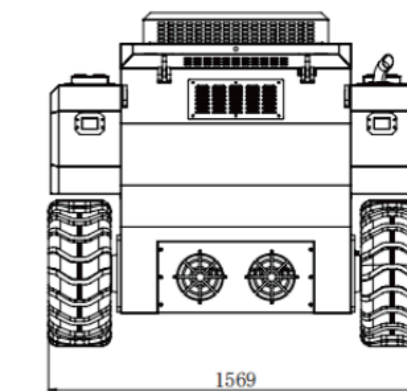
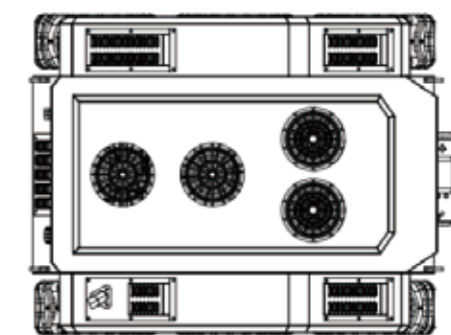
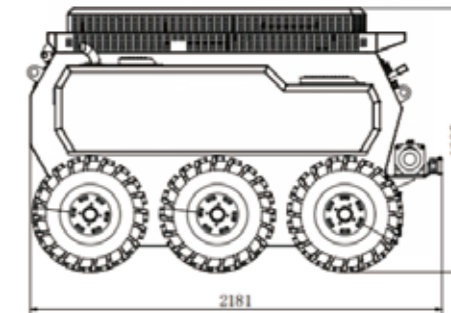
AMPHIBIOUS CHASSIS

It adopts a 6*6 wheeled + tracked chassis, which is hydraulically driven and amphibious, enabling it to travel on all terrains. It can float and move on water, and is suitable for various rescue scenarios. The dual-purpose chassis of tires + tracks (the tracks can be quickly disassembled and assembled) allows it to easily cross obstacles and is suitable for complex terrain areas such as rough, muddy and narrow roads where large vehicles cannot enter.

REMOTE CONTROL START

It enables remote control with the separation of humans and the machine. The status parameters are observable and controllable, and it is safe and reliable.

SIZE



REMOTE RELAY

It has a long drainage distance and a long continuous working time. If the water supply distance is too long, a water supply and drainage robot can be used to provide additional power in the middle.

HYDRAULIC INTERFACE

It has multiple hydraulic power output interfaces and an ultra-high-pressure hydraulic oil source, and can be externally connected to demolition tools such as hydraulic circular saws.

RXR-YM100000D-AHHC

Fire Exhaust and Fire Fighting Robot

It is an intelligent multi-functional fire robot with functions such as smoke exhaust, fire fighting, air supply, cooling, dust removal, obstacle clearance, environmental detection, image acquisition, wireless information transmission, and self-walking over obstacles. It can replace firefighters in dealing with fire accidents. It can be applied to road tunnel fires, underground facilities and freight yard fires, large-span space fires, petrochemical oil depots and refinery fires, large-scale toxic gas and smoke accidents, and fire fighting and rescue where personnel are not easy to access. It can also be used in decontamination operations when hazardous chemical disasters cause serious environmental pollution.

Widely applied in:

- Large-scale toxic gas and thick smoke accidents
- Underground facilities and freight yards
- Petroleum oil depots
- Highway (railway) tunnels



CHASSIS PARAMETERS

Machine weight	5000kg
Overall dimensions (L*W*H)	3375*1900*2711mm
Driving speed	0-6km/h
Engine power	104kW
Hydraulic oil tank capacity	160L
Climbing ability	35°
Side tilt stability angle	35°
Max. wading depth	400mm
Obstacle crossing ability	200mm
Turning performance	Can turn 360° in place
Traction force	≥30kN
Min. ground clearance	≥230mm
Remote control distance	1000m
Hose dragging capacity	4 pieces of 100 m DN80 water hoses

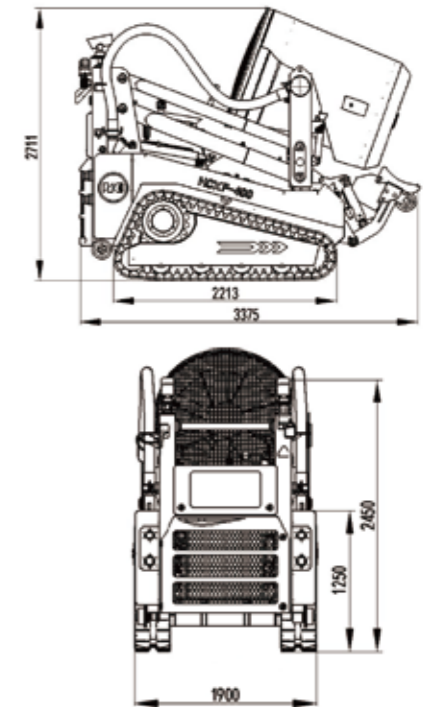
SYSTEM PARAMETERS

Rated working pressure	Water ≤1.2 MPa
Range	Water ≥60 m
Flow rate	≥80L/s
Pitch angle of the fire cannon	-20°~40°
Water mist	10L/s
Max. smoke exhaust volume	≥100000m ³ /h
Pitch angle of the fan	-20°~40°
Max. lifting height of the fan	3800mm

ACCESSIBILITY PARAMETERS

Angle of the pushing shovel	0~40°
Lifting height of the rear camera pan-tilt	4400mm
Slewing angle of the rear camera pan-tilt	360°
Pitch angle of the rear camera pan-tilt	-40°~28°
Lifting height of the spotlight pan-tilt	4400mm
Slewing angle of the spotlight pan-tilt	360°

SIZE



PRODUCT ADVANTAGES

- It adopts the design of a triangular tracked carrier mechanism to improve the walking stability of the robot.
- The power system is designed with a diesel engine driving a dual-variable pump, which provides strong power and a long endurance capacity.
- The wind cannon adopts the design of a hydraulic lifting and pitching mechanism, which can spray fine water mist for multi-dimensional fire-fighting smoke exhaust and eliminate toxic and harmful smoke particles. The design of an intelligent linkage hidden independent water cannon is not affected by water pressure, which improves the fire fighting efficiency.
- The front end of the robot is equipped with a pushing shovel device, which can be used for obstacle clearance work in complex fire scenes.
- External rescue devices such as a hydraulic shear with a working pressure of 60 MPa can be quickly installed, which reduces the rescue difficulty and improves the rescue efficiency.
- The system adopts a high-temperature resistant design and is equipped with multiple sets of self-spraying cooling devices.
- The closed fan drive and the load-sensitive interlocking dual-circuit hydraulic system have high transmission efficiency and generate less heat.
- The electro-hydraulic combined servo control system can precisely control the robot to walk in a straight line.

RXR-YM150000D-AHHC

Two-wheel Drive Smoke Exhaust and Fire Fighting Robot

Diesel engine is used as the power source, and wireless remote control is used to control the equipment remotely. It can be used in various large petrochemical enterprises, tunnels, subways and other increasing oil and gas, toxic gas leakage and explosion, tunnel and subway collapse and other disaster hazards. In emergency rescue, fire fighting robots mainly replace firefighters in dangerous fires or thick smoke fire scenes for rescue assistance. This product has fire fighting, smoke exhaust, obstacle clearance, audio & video reconnaissance functions.

Widely applied in:

- Large-area fire fighting and rescue sites
- Petrochemical industry
- Large warehouses
- Small-scale forest fires
- Highway (railway) tunnels`



CHASSIS PARAMETERS

Machine weight	3800kg
Overall dimensions (L*W*H)	2855*1830*2815mm
Driving speed	0-5km/h
Diesel tank capacity	100L
Hydraulic oil tank capacity	120L
Braking distance	≤0.3m
Climbing ability	30°
Side tilt stability angle	30°
Ground clearance	210mm
Obstacle crossing height	220mm
Video transmission distance	1000m
Engine power	106kW
Traction force	30kN
Load capacity	≥1500kg

FAN PARAMETERS

Smoke exhaust volume	≥150000m ³ /h
Range of water mist	60m
Pitch angle	-10°~65°
Flow rate of fine water mist	≥800L/min
Fan power	90kW

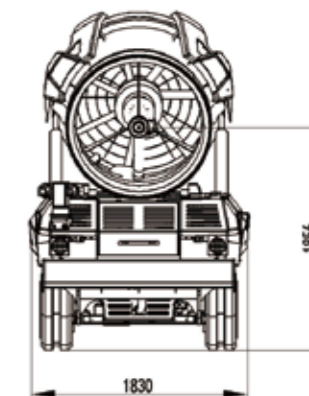
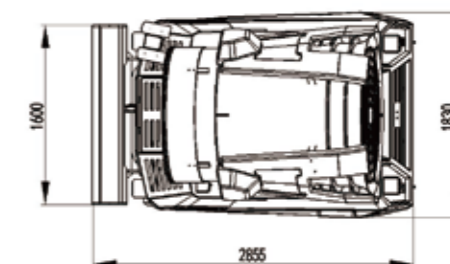
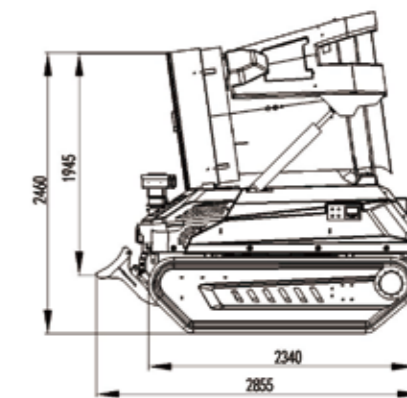
POWERFUL

It is powered by an imported engine and driven by all-terrain tracks. It can connect four high-pressure water hoses and drag them to the designated location.

HIGH WORK EFFICIENCY

The working pitch angle can be adjusted from -10° to 65°, with a long spraying distance and a large coverage area. The smoke exhaust volume reaches 150000 m³/h. The remote control range is more than 1000 meters.

SIZE



COMPREHENSIVE

It has the functions of smoke exhaust, fire fighting and environmental detection. It can detect a variety of gases in the on-site environment, effectively ensuring the progress of rescue work and the safety of rescuers' lives.

EASY TO OPERATE

The wireless remote control is flexible to operate and lightweight. It can control all the actions of the whole machine and has strong resistance to electromagnetic interference.

HC-YK200-AHHC Vehicle-mounted Forklift

It is a portable forklift that can be operated by remote control. It is characterized by being folded and installed on the bottom of the truck or in the compartment for easy storage and transportation. This forklift is usually used in situations that require frequent movement and storage, such as warehouses, logistics centers and construction sites. The remote control function allows the operator to control the forklift at a safe distance, improving the flexibility and convenience of operation.

Widely applied in:

- Warehousing and logistics centers
- Construction sites
- Manufacturing industry
- Ports and freight terminals
- Events and exhibitions
- Emergency rescue and disaster relief



PARAMETER	
Load Capacity at 600mm Center	2100kg
Rated Engine Power and Speed	18kw/3000rpm
Number of Drive Wheels	4
Travel Speed	≥6km/h
Gradeability (Unloaded/Loaded)	30%/20%
Parking Capability	15%/15%
Turning Radius	3850mm
Total Weight	1950kg
Working Pressure	200bar
Tire Specification	26×12-12
Fuel Tank Capacity (Diesel)	15L
Maximum Lifting Height	2850mm
Mast Height	1500mm
Width of the tires	230mm
Out diameter of the tires	620mm
Hydraulic oil tank capacity	44L
Opening distance of the structural frame	970mm

PORTABLE AND FOLDABLE DESIGN

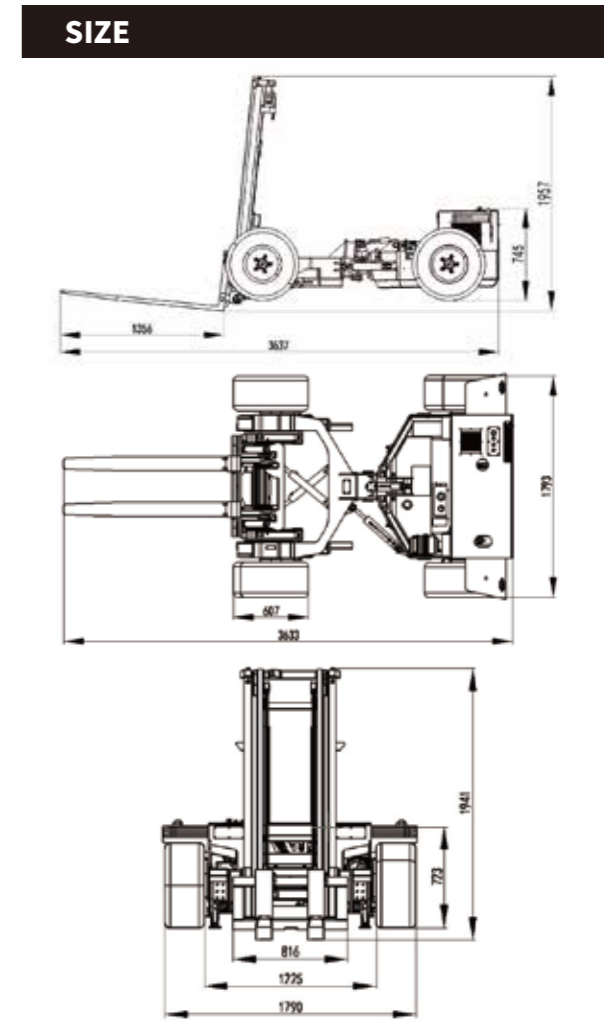
The forklift can be easily folded, making it convenient for storage and transportation. After folding, it has a smaller volume and can be placed in a limited space, making it easy to be carried to different work sites.

BOOST PRODUCTIVITY

Due to its portability and flexibility, the remotely controlled foldable vehicle-mounted forklift can quickly respond to different handling tasks, improving work efficiency.

VERSATILITY

It is suitable for various application scenarios, including warehousing, construction sites, manufacturing, commerce and retail, ports and freight terminals, agriculture, and other fields.



HIGH MOBILITY

The forklift has good mobility and can turn freely in narrow spaces, making it suitable for handling tasks in limited spaces.

REMOTE CONTROL

Operators can control the movement, lifting, and lowering of the forklift through remote control devices. This feature improves the convenience, flexibility, and safety of operation, allowing operators to control the forklift from a position away from potential hazards.

SAVE LABOR COSTS

Remote control operation reduces the direct participation of personnel, lowers labor costs, and improves work efficiency. A large amount of handling work can be completed in a short period of time.



Continuous **innovation**, professional **focus**,
to provide customers with **diesel-powered**
Emergency rescue robot **overall solutions!**



Throughout the process, without any worries

— No worries in the whole process—our commitment to all customers. It's also the confidence and pride of "Made in China" from Anhui Hitech

Anhui Hitech Intelligent Equipment Co.,Ltd.

Factory 7, Civil-Military Integration Demonstration Zone, 398 Wenhui Road,
Nanqiao District, Chuzhou City, Anhui Province, China
Tel: Manager Xu (+86)139-65627068

Nanjing R&D Center

Building B, FuYing Building, 99 Tuanjie Road, Jiangbei
New District, Nanjing, China
Tel: Manager Yu (+86)151-56688943

After-sale service

Company phone number: (+86)0550-2185005
Tel: Manager Yin (+86)188-55095867



Hitech Intelligent

www.hcrot.com

The color of the finished products in the catalog may differ slightly from the actual products due to lighting issues during photography. Please refer to the actual products for accuracy.

If the parameters are changed, no further notice will be given.