

RXR-M150GD-AHHC

Four-Wheel Drive All-Terrain Fire Fighting Robot

It's diesel engine and the hydraulic transmission system is used to drive four groups of track mechanisms to walk. The articulated suspension design has excellent climbing, obstacle crossing, and high-speed shock absorption performance. It is used to fight fire scenes with complex terrain, underground facilities and freight yards that cannot be approached by personnel and conventional fire fighting robots, and attack and cover dangerous fire targets. This product has functions such as remote control and panoramic display, as well as ultra-high off-road and all-terrain performance characteristics, which is of great significance for improving rescue safety and reducing casualties.

Widely applied in:

- Fires in subway stations and tunnels
- Fires in underground facilities and large freight yards
- Fires in large logistics warehouses
- Fires in petrochemical oil depots and refineries
- Fires in industrial plants and civil buildings
- Firefighting in situations where large fire trucks and personnel are difficult to approach



CHASSIS PARAMETERS

| | |
|-----------------------------|---------------------------------|
| Machine weight | 2000kg |
| Overall dimensions (L*W*H) | 2320*1600*1440mm |
| Driving speed | 0-10.8km/h |
| Diesel fuel tank capacity | 40L |
| Climbing ability | 42° |
| Side tilt stability angle | 30° |
| Ground clearance | 250mm |
| Obstacle crossing height | ≥500mm |
| Video transmission distance | ≥1000m |
| Engine power | 46.3kW |
| Self-protection function | Fine water mist self-protection |
| Continuous working time | ≥8h |

FIREFIGHTING SYSTEM PARAMETERS

| | |
|--------------------------------------|---|
| Max. flow rate | 150L/s |
| Range | 100m |
| Spraying mode | Columnar or atomized, continuously adjustable |
| Depression angle of the water cannon | -25° |
| Elevation angle of the water cannon | 90° |
| Slewing angle of the water cannon | 180° |

PASSABILITY

It adopts a four-wheel drive tracked wheeled all-terrain off-road chassis, with ultra-high balance performance when going up and down stairs and excellent off-road performance. The whole machine has a small size and a low center of gravity, can travel on all terrains, is maneuverable and flexible, and can enter narrow areas for fire fighting.

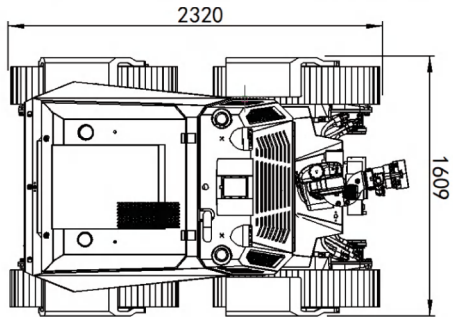
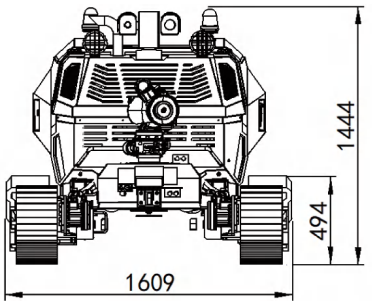
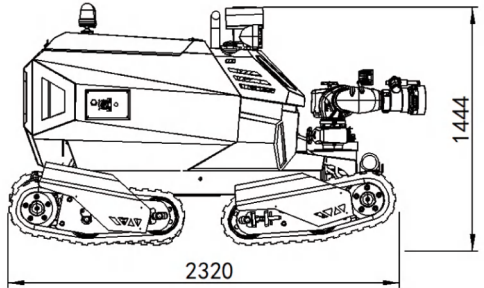
RELIABILITY

All key core components adopt mature International brands, which improves the reliability of the whole machine.

ADAPTABILITY

It has stepless speed change technology with two gears of fast and slow, which can freely switch the traveling mode according to the terrain, and it has the functions of multi-gas detection and remote output.

SIZE



MANIPULATIVE

It adopts the integration of data transmission and image transmission, ergonomic design, large-screen display, and can remotely control all actions of the whole machine. The status parameters are observable, and it has strong anti-electromagnetic interference ability.

EXPANSIVENESS

It is equipped with an ultra-high pressure hydraulic source for the operation of handheld demolition tools.

SAFETY PERFORMANCE

The integrated hydraulic braking device can effectively perform parking braking to prevent the machine from sliding.